






663096 Sizzix® Thinlits™ Die Set - Treat Bag by Tim Holtz®



1. Die-cut out of desired material, and apply adhesive to the long tab.



2. Fold all the crease lines as shown, and adhere the tab to the corresponding edge.



3. Seal the bottom by first folding in the short side flaps. Fold in the U-shaped flap. Fold the final flap in, and insert the leading edge beneath the U-shaped flap.



4. Embellish as desired.