






662284 Sizzix® Thinlits™ Die Set - Holiday Shadow Box by Katelyn Lizardi



1. Die-cut out of desired material.



2. Fold, and apply adhesive to the top, bottom and landscape pieces.



3. Adhere the landscape pieces to the bottom as shown.



4. Adhere the embellishments to the landscape pieces as desired.



5. Adhere the bottom and top to the front and back.