





# 661095 Sizzix® Thinlits™ Die Set - For the Birds by Lori Whitlock




1. Die-cut from desired material.



2. Fold all crease lines.



3. Adhere all of the sides together as shown.



4. Form the body of the Box by adhering the remaining tab to the opposing edge. Close the bottom of the Lantern by adhering opposing flaps.



5. Close the top of the Box with string or ribbon.